



Big Brainz – Home Use

Login Procedure for Students Grades 2-5 and Middle School

Contents

Login on Big Brainz Website 1

OR

Big Brainz App in Webdesk..... 2

OR

Install Big Brainz on your Home Computer 3

Login on Big Brainz Website

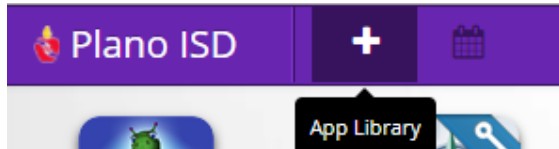
1. Open a web browser (preferably Google Chrome) and go to this website:
www.bigbrainz.com/login
2. Enter your **username** (firstname.lastname.#) and the password is your **student ID number**.
The **Site Code** is **4835100**. Click “Save” next to it so you won’t have to type it in again. Click “Log In”.

The image shows a screenshot of the Big Brainz login interface on the left and a 3D rendered green alien character on the right. The login form includes the 'Imagine Math Facts' logo, a 'Username' field with a placeholder 'firstname.lastname.#', a 'Password' field with a 'Show' toggle, and a 'Site Code' field with the value '4835100' and an 'Edit' button. A prominent red 'Log In' button is at the bottom of the form. Below the form are links for 'Privacy Policy' and 'End User License Agreement', and a copyright notice for '© 2017 Imagine Learning, Inc. All Rights Reserved'. The alien character is green with large blue eyes, two antennae, and is giving a thumbs up.

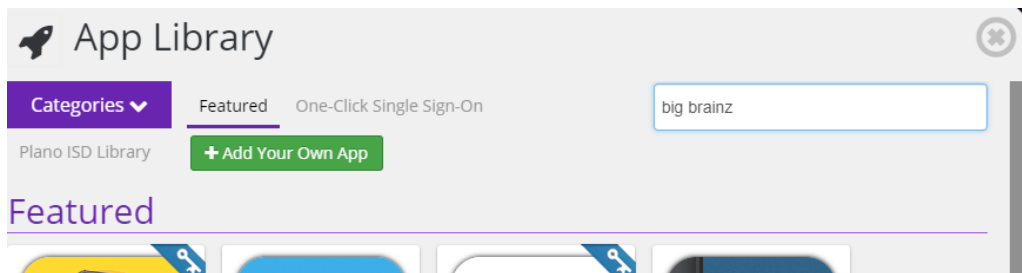
3. Then select either Addition, Subtraction, Multiplication, or Division. Good luck!

Big Brainz App in Webdesk

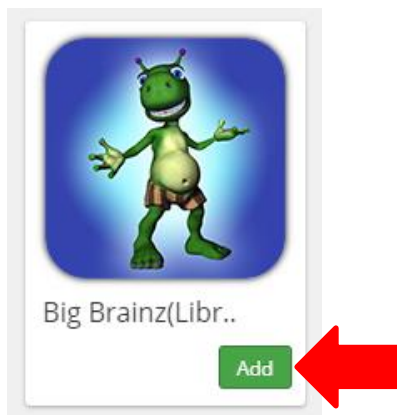
1. Sign in to webdesk.pisd.edu using your username (first.last.#) and network password.
2. Add the Big Brainz app:
 - a. Click the plus sign on the top left.



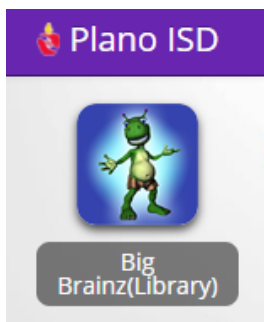
- b. Search for Big Brainz.



- c. Click "Add".



3. Now that you have added Big Brainz, click on the Big Brainz app from your Webdesk home screen.



At the login screen, sign in with your **username** (first.last.#) and the password is your **student ID number**. (See #3 and image on the first page)

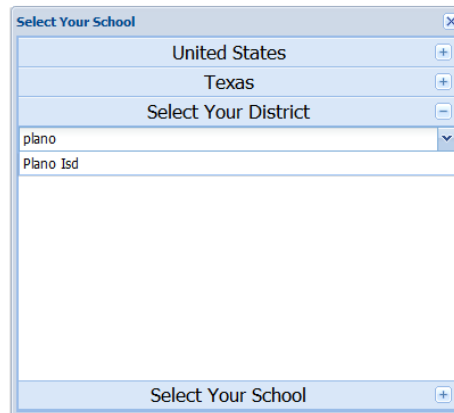
Alternatively, you can install the program on your computer.

Install Big Brainz on your Home Computer

1. Go to <http://bigbrainz.com/Schools.php> and select Windows or Mac.



2. After it downloads, click on the Timez Attack icon on your desktop.
3. Select your student's State and District.



4. When prompted, enter your **username** (firstname.lastname.#) and your **student ID number**.
5. Tech questions? Call 877-356-7040 Password questions? Contact your teacher