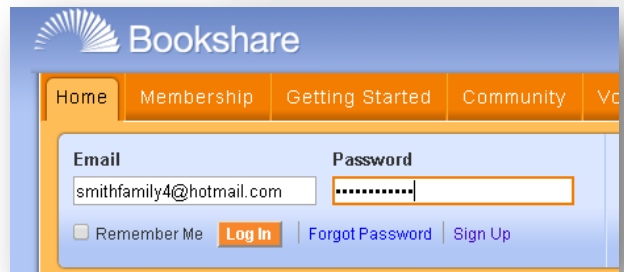


Bookshare Directions for Students

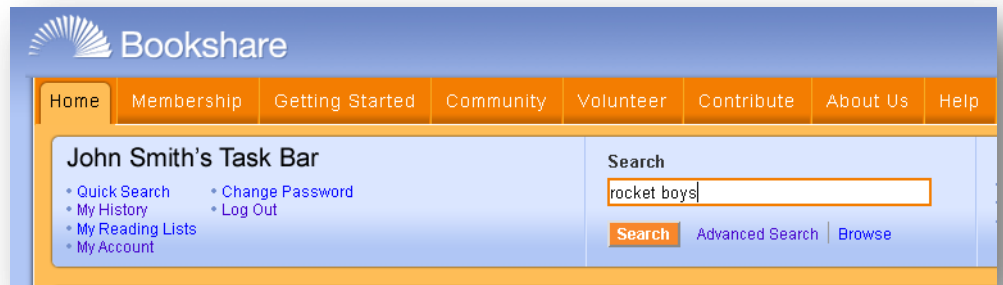
1. Log in to Google Chrome with your PISD email address and your network password:



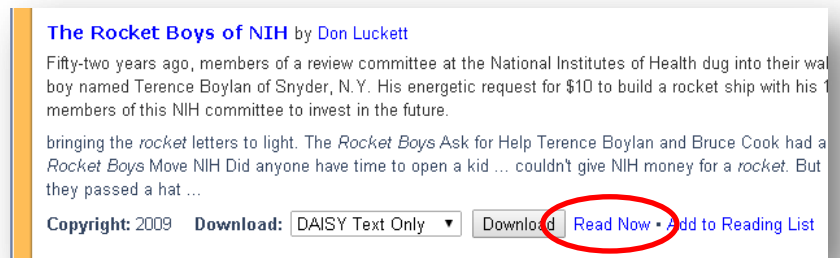
2. Log in to www.bookshare.org with the email address that you and your parent decided on, and the password that you set up.



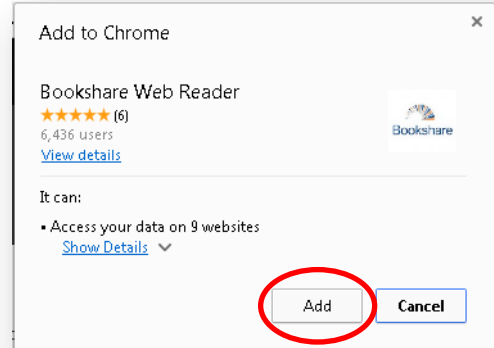
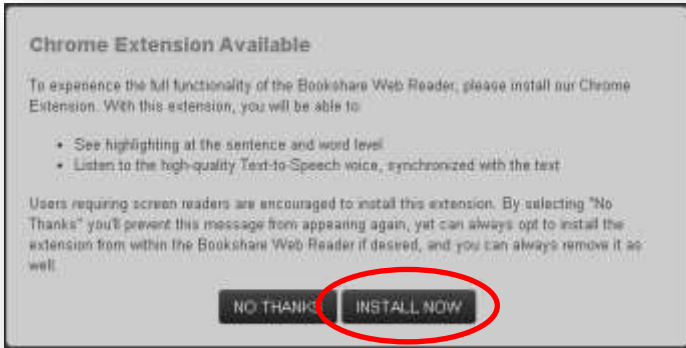
3. Type all or part of the name of the book you're looking for and click Search.



4. When you locate your book, click [Read Now](#).



- The **FIRST** time you access a book, you will be prompted to install a Chrome extension. Click **Install Now**, then Add. *If you always log in to Chrome first, you won't ever need to do this step again.*
It may take several seconds for the extension to be added.



- Use the navigation at the top of the screen to listen to the book.



Options: change the size of the text, the background color, speech rate, etc.

