





















## Samsung Chromebook - Keyboard Shortcut Keys

	Go to previous page in your browsing history
	Go to next page in your browsing history
	Reload your current page
	Open your page in full-screen mode
	Switch to your next window
	Decrease screen brightness
	Increase screen brightness
	Mute sound
	Decrease the volume
	Increase the volume
	Search the web from the address bar
Ctrl + 	Screen shot of complete screen
Ctrl + Shift + 	Screen shot of selection
Alt + 	Toggle Caps Lock On and Off
Ctrl + 	Mirror Monitor (when presenting with large screen or projector)
Alt + 	Page Up
Alt + 	Page Down
Ctrl + Alt + 	Home
Ctrl + Alt + 	End
Ctrl + Alt + 	Show Keyboard Overlay

## Samsung Chromebook – Keyboard Shortcuts

<b>Ctrl +F</b>	Search your current webpage
<b>Ctrl + T</b>	Open a new tab
<b>Ctrl +N</b>	Open a new window
<b>Press Alt and click a link</b>	Open the link you clicked in a new background tab
<b>Ctrl + Tab</b>	Switch to your next tab
<b>Alt + Tab</b>	Switch to your next window
<b>Ctrl + Shift + q</b>	Sign out of your Google Account
<b>Ctrl + W</b>	Close your current tab
<b>Ctrl + Shift +B</b>	Toggle the bookmark bar
<b>Shift + Esc</b>	Open the Task Manager
<b>Ctrl +Shift + L</b>	Lock the screen
<b>Alt + e</b>	Open the Chrome Menu