

Mentoring Minds – Math (Grades 2-5) & Science (Grade 5)

Licenses

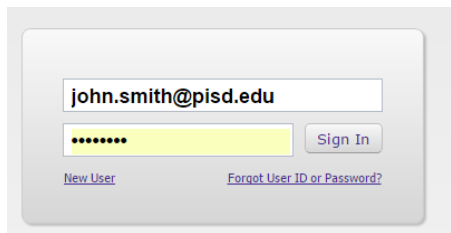
Each student book includes an online license. Individual campuses can decide how to use the number of licenses it has.

Math	Grades 2-5 have 6 licenses per classroom teacher
Science	Grade 5 has 10 licenses per classroom teacher

Login Procedure for Teachers

Teachers, you must add students to your class and create an assignment for them before having students sign in to the website. Instructions on how to do this are below.

1. Open Mentoring Minds from the PISD Apps Math or Science folder.
 - From outside the district: Open a web browser and go to <http://www.mentoringmindsonline.com>
2. Enter your **PISD email address** and the **password is your First initial + Last initial + employee ID number***. The initials are **Capitalized**. Example: LS123456



*Don't remember your Employee ID#? Here's how to find it:

- Go to <http://esc.pisd.edu> to access **TEAMS Employee Service Center**.
- Enter your network username and password.
- Select **My Personal Information** from the menu.
- Your ID number will be displayed above the menu.

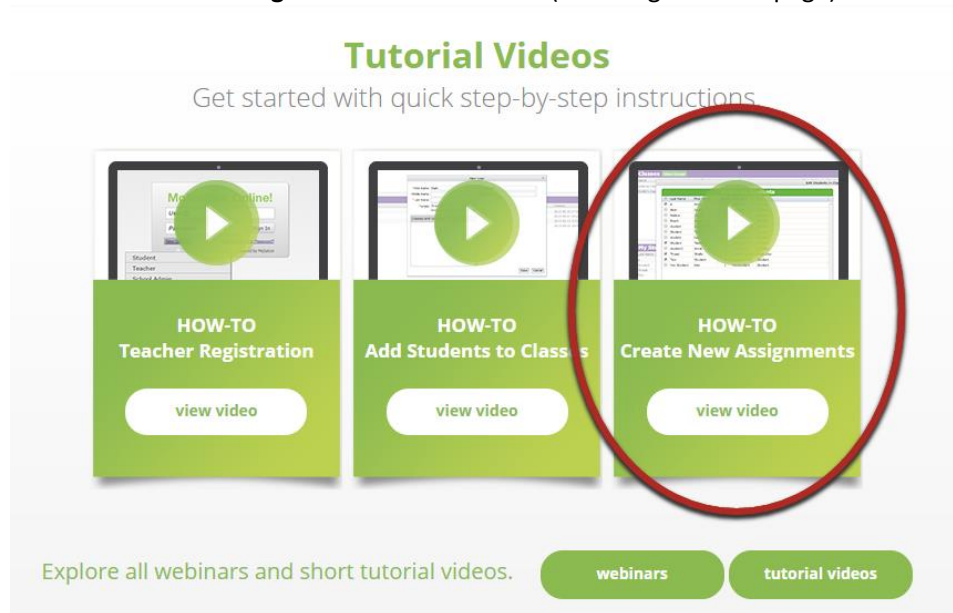
How to Add Students

1. After logging in to the Mentoring Minds website, click "**Management**".
2. Click "**Add**" on the top right. Enter the **name of your class** (Example: Mr. Smith's 3rd Grade), click "**Edit**" in the Student box, and **check the boxes** to add your students.

How to Create New Assignments (video tutorial)

1. Go to <https://www.mentoringminds.com/total-motivation-resources/getting-started/>
2. Scroll down until you see "Tutorial Videos".

3. Click the “How-To Create New Assignments” video button. (See image on next page).



Mentoring Minds User Guide

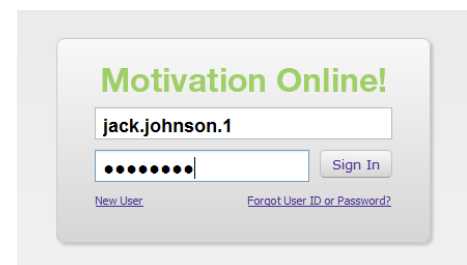
1. It's a long document, but use the Table of Contents to find exactly what instructions you need. This Mentoring Minds User Guide is located on our [Hotspot Tech User Guides page](http://hotspot.pisd.edu/UserGuides/MentoringMinds_UserGuide_PISD.pdf):
http://hotspot.pisd.edu/UserGuides/MentoringMinds_UserGuide_PISD.pdf

Login Procedure for Students

1. Open Mentoring Minds from the PISD Apps Math or Science folder.
 - From outside the district: Open a web browser and go to <http://www.mentoringmindsonline.com>

2. Enter your **PISD username**. Example: jack.johnson.1

The password is your **First initial + Last initial + ID number**
The initials are **Capitalized**. Example: JJ123456



3. Click on the “Start” button next to the assignment that your teacher has assigned to get started.

